

Tim -

BALSA COMES IN 3 FT. lengths at most all HOBBY SHOPS -



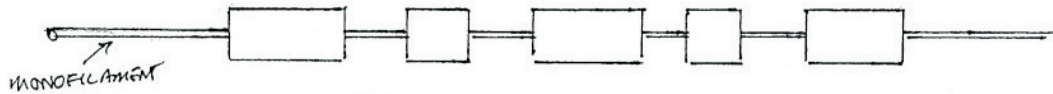
ROUND OF THE CORNERS



I USE A SEWING NEEDLE TO "DRILL" A HOLE THROUGH THE CENTER OF EACH CYLINDER.

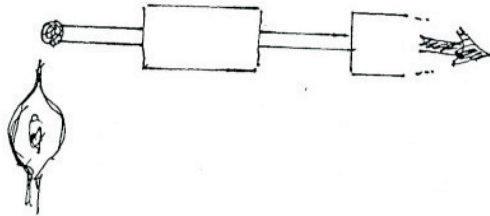
WITH A GUIDE HOLE MADE BY THE NEEDLE - Balsa IS SO SOFT YOU CAN STRING Balsa BODY SECTIONS ON MONO LIKE BEADS.

Dr. & Mrs. John B. Randall

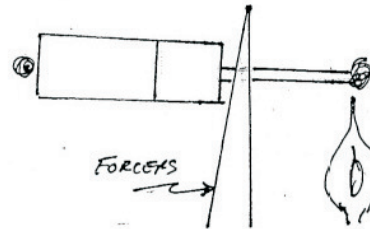


MONOFILAMENT

I STRING A SERIES OF BODY PARTS ON A STRAND OF MONO

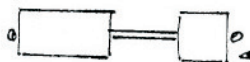


SLIDE THE Balsa UP THE END OF THE MONO AND CAREFULLY MELT A SMALL BALL ON THE END OF THE MONO THEN...



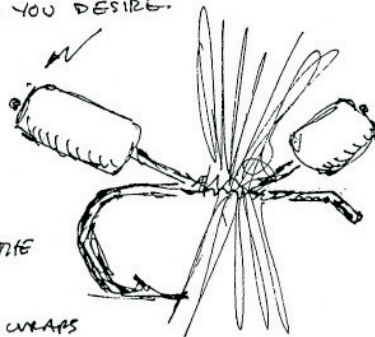
FORCEPS

- SLIDE TWO BODY PARTS DOWN AGAINST THE BALL -
- CLIP THE MONO MAYBE 1/4" FROM THE Balsa -
- HOLD THE MONO WITH FORCEPS - BESIDES HOLDING THE MONO THE FORCEPS ACT AS A NEAT SINK TO PROTECT THE Balsa FROM BURNING -
- MELT ANOTHER BALL ON THE OTHER END OF THE MONO.



YOU END UP WITH ESSENTIALLY THIS

YOU CAN ROUND OFF THE EDGES AS YOU DESIRE.



- 1) THREAD BASE
- 2) TIE ON TOP OF THE SHANK
- 3) TIE ON AFD 2-3 WRAPS OF HACKLE - TIE OFF.
- 4) WHIP FINISH - YOU'RE DONE

McMURRAY FLIES ARE BASICALLY Balsa BODY PARTS - ANTS, BEETLES, WHATEVER, HANGING ON A LENGTH OF MONOFILAMENT. THE VARIATIONS ARE ALMOST END LESS.

BECAUSE Balsa IS SO POROUS I RECOMMEND PRIMING IT BEFORE YOU COLOR THE PIECES. TYERS USUALLY USE LACQUER TO COLOR McMURRAY FLIES.

I'VE BEEN GETTING MY LACQUER FROM HUNTERS ANGLING - THEY'VE RECENTLY BEEN ACQUIRED BY STONE RIVER OUTFITTERS 132 BEDFORD CENTER ROAD BEDFORD, NH 03110

E-MAIL: sales@stoneriveroutfitters.com

I HOPE THIS ADMITTEDLY SKETCHY INFO HELPS.

John B. Randall